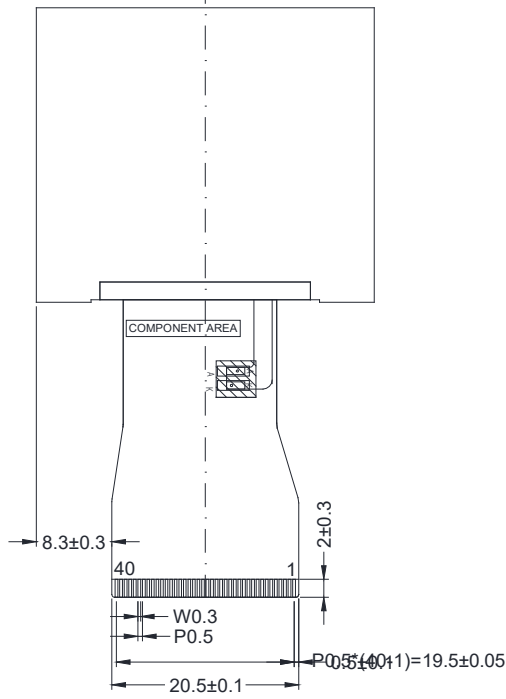
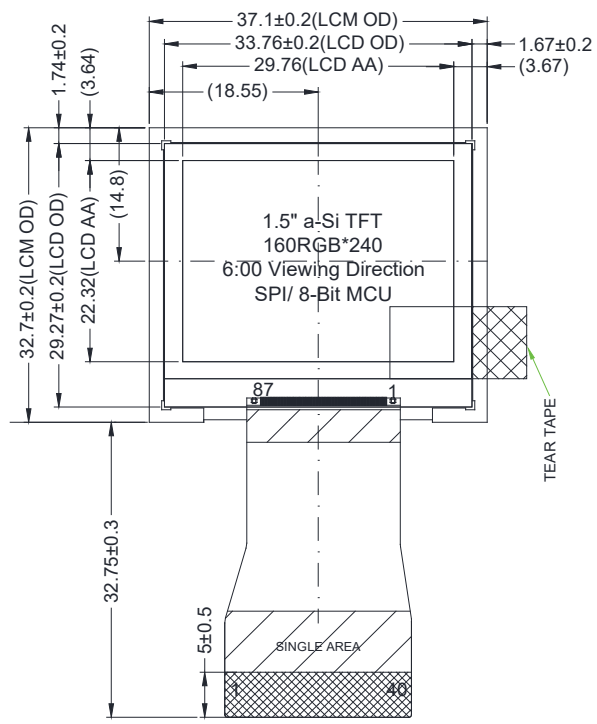


Mechanical Dimensions

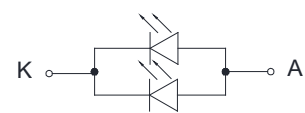


LCM

PIN	ASSIGNMENT
1	VDD_25V
2	VDD3
3	NC
4	NC
5	NC
6	NC
7	NC
8	NC
9	NC
10	NC
11	NC
12	AGND
13	DUMMY
14	VCAC
15	FRP
16	VCOM
17	DRV
18	FB
19	LED-
20	DUMMY
21	DUMMY
22	LED+
23	GND
24	VCC
25	VSYNC
26	HSYNC
27	DCLK
28	DIN0
29	DIN1
30	DIN2
31	DIN3
32	DIN4
33	DIN5
34	DIN6
35	DIN7
36	SDA
37	SCL
38	SCEN
39	SHDB
40	CREST

Notes:

1. Display size: 1.5" TN TFT
2. Viewing direction: 12:00 O'Clock
Grayscale Inversion Direction: 6:00 O'Clock
3. Display mode: Transmissive/Normal White
4. Operating temperature: -10°C~+60°C
5. Storage temperature: -20°C~+70°C
6. Backlight: White(2LEDs)/3.2V/40mA(Typ)
Brightness: 330 cd/m²(Typ)
7. Power supply voltage: 2.8V (OTA5182A)
8. RoHS compliant
9. General tolerance: ±0.3mm



Backlight Circuit Diagram



LOGIC TECHNOLOGIES

Part Number		Revision	
LTTD160240015-L1		A	
Not to scale. Unit mm.		Sheet: 1/1	