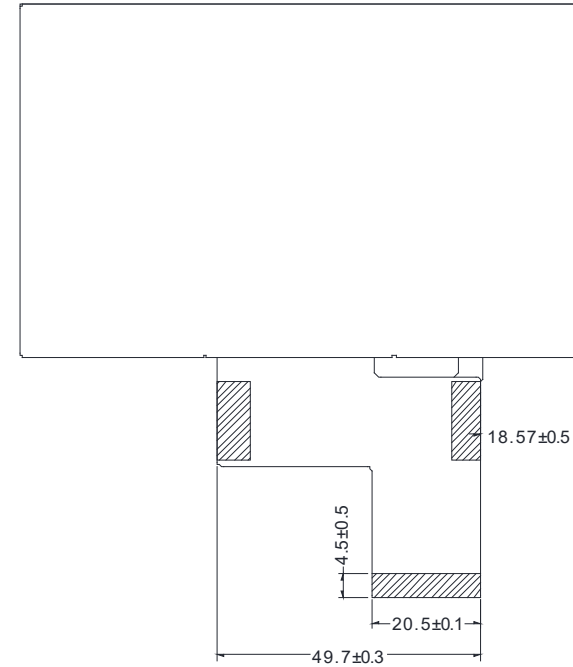
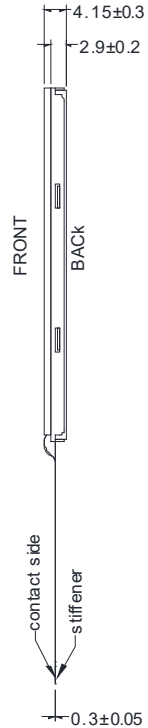
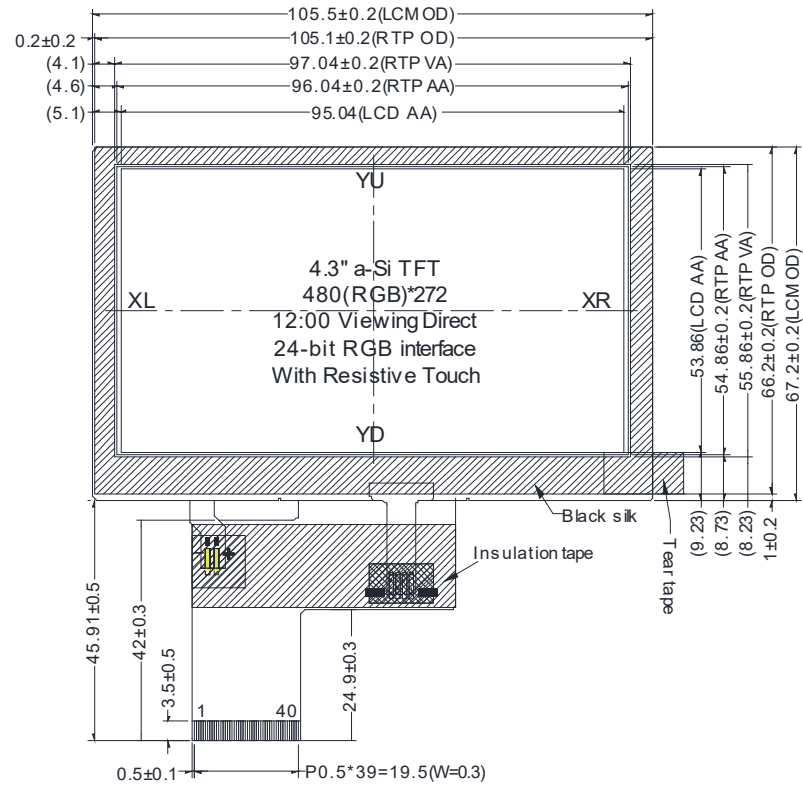


Mechanical Dimensions

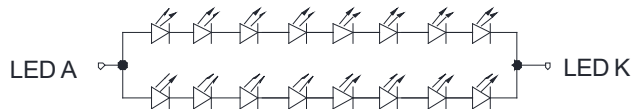


First Release

Pin assignment	
PIN	SYMBOL
1	VLED-
2	VLED+
3	GND
4	VDD
5	R0
6	R1
7	R2
8	R3
9	R4
10	R5
11	R6
12	R7
13	G0
14	G1
15	G2
16	G3
17	G4
18	G5
19	G6
20	G7
21	B0
22	B1
23	B2
24	B3
25	B4
26	B5
27	B6
28	B7
29	GND
30	PCLK
31	DISP
32	HSYNC
33	VSYNC
34	DE
35	NC
36	GND
37	XR
38	YD
39	XL
40	YU

Notes:

1. Display size: 4.3" TN TFT
2. Viewing direction: 12:00 O'Clock
Grayscale Inversion Direction: 6:00 O'Clock
3. Display mode: Transmissive/Normal White
4. Operating temperature: -20°C~+70°C
5. Storage temperature: -30°C~+80°C
6. Backlight: White(16LEDs)/24.8V/40mA
Brightness: 800 cd/m²(TYP)
7. Power supply voltage: 3.3V
8. RoHS compliant
9. General tolerance: ±0.3mm



Backlight Circuit Diagram



LOGIC TECHNOLOGIES

Part Number

Revision

LTTD800480050-L7

A



Not to scale. Unit mm.

Sheet: 1/1